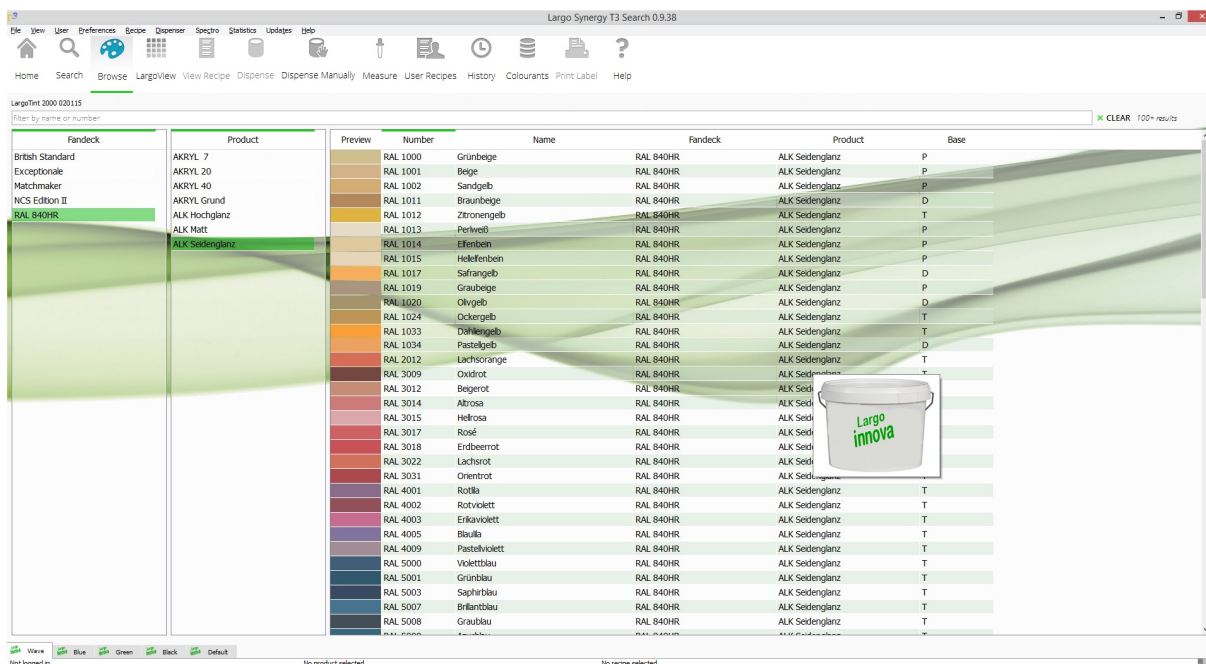


## - Quick colour match at Point-Of-Sale

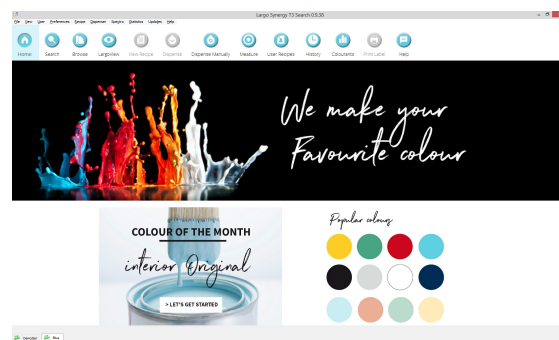
The Synergy T3 software is designed to handle recipes/formulas at the point-of-sale. The system has functions for formula management, dispensing, label printing, colour measurement etc. in an user-friendly environment.



Today the growing use of dispensing machines, the mergers between companies and their spread into different parts of the world creates a demand for the easy handling of different types of dispensers from several suppliers. A mixture of automatic, semi-automatic and manual dispensers is very common and this situation can create time consuming routines for updating standard recipes, installations etc which will be solved by using Synergy T3 and its options for different users need.

Synergy T3 can be set to retrieve statistic over tinted colours, usage of colorants etc via e-mail, internet or disc, which will give the paint manufacturer an overview of trends in colour choices. The system can locally be configured to receive updates of recipes automatically via e-mail, ftp or manually via disc. Synergy T3 can handle multiple tinting systems and control more than 4 different dispensers parallel from the same pc.

The screen can be customized with your logo and own icons in CSS format. Your logos for different brands, products, cans, fan decks will be shown to market your company even more.

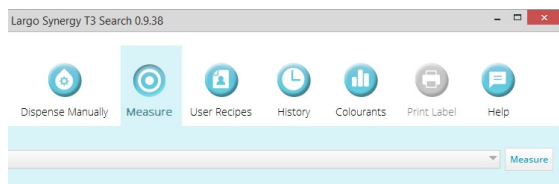


The option **Search** will shorten time needed to find the right colour match for you and your customer will feel comfortable when you measure their own brought in sample of a shade.


## How does it work?

The Synergy T3 software is for the daily use with drop-down menus for each working area - File, View, User, Preferences, Recipe, Dispenser, Statistics and Help.

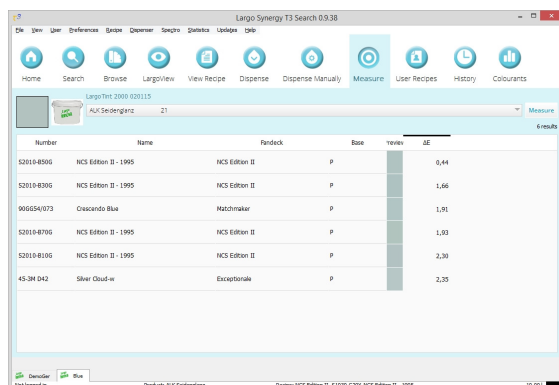
For easy access the toolbar has short cuts for the most commonly used functions. The available features will be highlighted depending where in the process the operator is. The **Search** by colour match is completely integrated, just a click and ready to measure.



The process is very fast: you only select product /brand from the available ones in the scroll bar and measure your sample.



The search is based on the measured  $L^*a^*b^*$  - values and a list with nearest recipes will be shown together with the colour difference.

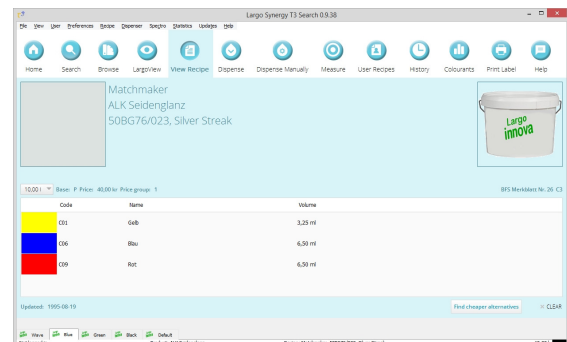


If you want to see the nearest shades in another product, just select it in the scroll bar and a new list appear - no new measurement is needed.

If you want, you can enable a gloss level to narrow the result even more.

Mark the recipe you want in list by clicking it, press dispense and select can size.

To see the recipe details before dispensing, just double click on the selected recipe in the list.



The set preferences will give access to different features which will be shown as small icons on the recipe screen, e.g. "Find cheaper alternatives" before dispensing.

### Features

Among the functions available from the drop-down menu you can create personal user login for easy track of e.g. manual tints and storage. You can edit existing and delete your own recipes.

Depending on what kind of dispenser you run, there are different features for maintenance available. You easily dispense your recipe in the chosen can size one by one or in multiples. Through "Dispense Manually" you can enter a recipe and get it tinted as well.

In "Preferences" you configure your tinting systems with type of dispenser, colorants, recipes, connect product leaflets, create price groups, labels, statistics, history, bar code readers, measuring device and so on.

### Options

If you need to calculate at the shop or retailer, it is possible to add on the following:

- **Synergy T3 Formulate** – with the possibility to measure specific samples, calculate recipes, storing etc giving your customer the best service
- **Synergy T3 Formulate with Search** - measure and search among your recipes for best match, or formulate a new recipe for a customer sample

For more information - [www.largoinnova.com](http://www.largoinnova.com)



Sweden, Tel: +46 (0)300-514 60  
E-post: [info@largoinnova.se](mailto:info@largoinnova.se)

Germany, Tel: +49 (0)6471 513 54  
Fax: +49 (0) 6471 516 92 80